

Falkland Islands Government

FALKLAND ISLANDS GOVERNMENT BIOSECURITY GUIDANCE

2026/27

Including Notes and guidance for stakeholders and visitors about

HIGHLY PATHOGENIC AVIAN INFLUENZA

If you see any unusual symptoms in wild birds, poultry or other wild or domestic animals you should report these to the FIG Veterinary Service by email or telephone.
Email: birdflu@naturalresources.gov.fk
Telephone: 27366
Out of hours: 55366

For more information and to monitor current outbreaks visit
falklands.gov.fk/agriculture/avian-influenza

This document gives general preventative guidance on biosecurity measures in the Falkland Islands that should always be observed even when there are no suspected or confirmed cases of avian influenza or other disease. Part B is specific guidance that should be taken into account in relation to reducing the spread of avian influenza, to prevent wild birds, animals, poultry and people from becoming sick. When there are suspected or confirmed cases of avian influenza some actions become mandatory and must be complied with.

This document represents biosecurity guidance that is published in accordance with section 6A of the Animal Health Act 1981 (the Act). Where applicable, this document should be read together with any relevant specific declarations, Notices, Orders and legal measures in force at the time, and detailed on falklands.gov.fk/agriculture/avian-influenza. Measures may include declaring Suspect Premises, Temporary Control Zones, Infected Places, Protection Zones and Surveillance Zones.

Please read the document carefully paying particular attention to your relevant areas.



CONTENTS

What is Biosecurity?..... 1

Biosecurity for International visitors..... 2

Biosecurity cleaning guidelines..... 3

Footbaths and disinfectants..... 4

Local biosecurity for the general public..... 5

Reporting sick or dead birds and animals..... 6

What is PPE?..... 7

Introduction to Highly Pathogenic Avian Influenza..... 8

Signs and symptoms..... 9

HPAI in people..... 11

FIGs response..... 12

Suspected cases..... 13

Confirmed cases..... 14

Legislation..... 15

Cruise vessels..... 16

FIGAS and airstrip operators..... 17

Tour agents and operators..... 18

Landowners, farmers and farm tours..... 19

Hotels, lodges and self-catering accommodation..... 21

Poultry owners..... 22

Recreational egging and shooting..... 24

Fisheries science and fisheries operations..... 25

Researchers and other license holders..... 27

Merchant vessels..... 29

Yachts and private vessels..... 30

PART A - WHAT IS BIOSECURITY?



- Biosecurity refers to procedures or measures designed to prevent the introduction and/or spread of harmful biological or biochemical substances.
- It includes all actions such as using import permits for certain items, searching at airports for prohibited goods and cleaning and disinfection measures.
- Cleaning and disinfection measures are extremely important to reduce the risk of the spread of diseases or pests between sites or between wildlife and domestic poultry, livestock or pets.
- Biosecurity actions should be performed BEFORE you travel to the Falkland Islands and anyone traveling between sites in the Falkland Islands should practice good biosecurity.
- This includes measures such as cleaning outdoor clothing and equipment thoroughly between wildlife sites, not spending long periods of time sitting or lying on the ground and cleaning equipment and clothing between dealing with different species on farms.

BIOSECURITY FOR INTERNATIONAL VISITORS

INCLUDING TOURISTS, IN-TRANSIT CREW, VISITING SCIENTISTS, FAMILY MEMBERS, MOD PERSONNEL AND ALL OTHER ARRIVALS AND DEPARTURES



ROLE OF INTERNATIONAL VISITORS ON ARRIVAL:

- Regardless of whether there are active outbreaks of any diseases occurring, the Falkland Islands will apply strict biosecurity actions on arrival.
- Please follow the biosecurity cleaning guidelines below PRIOR to arrival in the Falkland Islands.
- If arriving by air, please be aware you will be asked to show outdoor footwear and equipment when you arrive. Please be patient, even if you know you have cleaned your shoes and equipment - we don't!
- Biosecurity staff will routinely examine and dip boots and equipment in Virkon.
- If arriving by cruise ship you will be asked to step in foot baths or pass over disinfection mats.
- Merchant fishing or other vessels may be asked to provide foot bath facitilies on board before crew disembark.
- You may not import plant material or products of animal origin unless they are certified or approved for personal imports.

ROLE OF INTERNATIONAL VISITORS ON DEPARTING:

- Use any footbaths or mats provided.
- Before leaving the Falkland Islands ensure outdoor clothes, shoes and equipment are clean and disinfected.
- This is especially important if your next destination is South Georgia or Antarctica.

PRACTISING GOOD BIOSECURITY: CLEANING GUIDELINES

Outdoor clothing (outer layers, including coats, waterproofs, walking trousers, gators)

- Before arrival in the Falkland Islands, at the start of the tourist season or just if you are out in nature frequently, wash all outdoor gear at 60 degrees. If this is not possible, clothing should be visibly clean and waterproof materials sponged or sprayed with Virkon or bleach solution.
- Pockets should be turned inside out and shaken or vacuumed to ensure they are completely clean and free of dirt or seeds.
- Velcro and mesh areas should be clean – no seeds, no fluff, no dirt. A small wire brush or paperclip is ideal for cleaning.
- After every site visit waterproof clothing should be cleaned and disinfected.
- Coats and gators should be checked and wiped as needed.

Outdoor boots & footwear, including sports shoes etc.

- Wearing rubber boots is highly recommended for ease and efficacy of biosecuring.
- Before arrival in the Falkland Islands, on arrival and on leaving each wildlife site scrub the outside of all boots with a brush and water. Ensure treads are clean i.e. – no faeces or soil, no pebbles or dirt (pay attention to narrow treads or around logos). A screwdriver, hoof pick or bent paperclip can help clean out the difficult to reach areas.
- On hiking boots or walking shoes pay attention to mesh areas and laces, tongues etc.
- Dip or spray external surfaces in Virkon or bleach then leave to dry (don't rinse off the Virkon).

Rucksacks, camera bags etc.

- Before arrival in the Falkland Islands and before starting each tour when in the Islands, ensure bags and cases are free from any soil or faeces. If washable, put them in the machine at 60ºC or sponge off any dirt and wipe/spray with Virkon or bleach.
- Vacuum compartments and pockets to make sure they are completely clean.
- During tours do not leave bags on the ground. Wear them or leave them inside vehicles.

Walking poles, tripods and other outdoor equipment, including research materials.

- Before arrival in the Falkland Islands and between visiting different wildlife sites any items that come into contact with wildlife, the ground or freshwater ponds, should be cleaned and disinfected with Virkon or bleach.

FOOTBATHS AND DISINFECTANTS

- **IF YOU SEE A BIOSECURITY STATION - USE IT!**
- **CLEAN BOOTS AND EQUIPMENT BETWEEN SITES/TOURS**
- **DISINFECTANTS WON'T WORK THROUGH MUD, FAECES OR VEGETATION – ITEMS NEED TO BE CLEANED BEFORE DISINFECTION.**
- **FOLLOW VIRKON MIXING INSTRUCTIONS CAREFULLY IF YOU ARE MAKING THE DIP YOURSELF.**
- **REPLACE VIRKON IN FOOTBATHS WHEN IT IS DIRTY OR LOST ITS BRIGHT PINK COLOUR – IT IS USUALLY PINK FOR 5-7 DAYS.**
- **ALLOW VIRKON TO DRY ON ALL EQUIPMENT – DO NOT RINSE OFF**
- **IF YOU DO NOT HAVE VIRKON USE A 3.5% BLEACH SOLUTION (35ml of bleach mixed in water to make 1ltr total).**
- **SALT (SEA) WATER IS ALSO EFFECTIVE AT REMOVING THE VIRUS (but this is not as efficient as Virkon or bleach).**

Help us to Protect the Falkland Islands Wildlife

By Using Biosecurity Every Time You Travel!

Change of scene? Make it clean!

FALKLAND ISLANDS GOVERNMENT









Check	Clean	Wash	Dip
Check out-door clothing, boots, and equipment for soil, seeds, and bugs.	Clean by picking off visible debris, and scrub with a brush	Wash your boots with water, and a scrubbing brush to remove dirt.	Dip in or spray with a disinfectant such as Virkon© or a 3.5% Bleach solution

When starting your journey please clean your boots and clothing.

When returning home do the same please, clean your boots and clothing before you depart.

LOCAL BIOSECURITY FOR THE GENERAL PUBLIC

INCLUDING DOG WALKERS, HIKERS AND THOSE VISITING ANY PLACE IN THE FALKLAND ISLANDS



PRACTISING GOOD BIOSECURITY TO PREVENT SPREAD OF ANY PESTS AND DISEASE:

- Avoid close contact with wild birds or animals. Keep 5-6m away from all wildlife – this is a standard requirement of the Countryside Code. This distance may be increased to 10m in areas where there are vulnerable animals or suspected or confirmed diseases.
- Do not allow your dogs to run among groups of wild birds or seals. Keep pets away from sick or dead birds and animals. Mammals scavenging on infected carcasses may become sick themselves.
- Do not place any belongings or sit near any birds or mammals for prolonged periods.
- Use footbaths or disinfectant mats where provided.
- Clean and disinfect boots and outdoor gear before and after visiting wildlife sites.
- If there is no biosecurity station available a good rinse in salt water is appropriate.
- Use different and dedicated footwear and gloves for caring for domestic poultry at home.
- **DO NOT TOUCH SICK OR DEAD BIRDS OR ANIMALS.**
- **REPORT ANY UNUSUAL FINDINGS.**
- **When there is a suspect or confirmed case of avian influenza there will be additional mandatory biosecurity measures at airstrips, ferry terminals and wildlife sites**
- **You may be advised to avoid specified areas or areas may be closed for a period of time to non-essential people.**
- **There may be disruption to flights and ferries.**

REPORTING SICK OR DEAD BIRDS AND ANIMALS



- If you see any unusual symptoms at all in birds or animals you should report these to the FIG Veterinary Service by email or telephone.

- Email: birdflu@naturalresources.gov.fk
- Telephone: 27366
- Out of hours: 55366

- It is important to give us as much information as you can about any signs of illness in wildlife or livestock while you are out and about in the Falkland Islands, while first and foremost keeping yourself safe.
- Note:
  - species affected and number showing symptoms
  - exactly what the symptoms are
  - location of animals - take photos and videos if you can, wider shots showing general location are useful as is using what3words and marking the area with a pile of rocks or a stick - this is especially useful for individual dead birds or animals
- While the Veterinary Service may not collect or test every individual sick or dead bird, reporting remains essential.

WHAT IS PPE?



PERSONAL PROTECTIVE EQUIPMENT:

- PPE is equipment such as gloves or aprons designed to keep you clean and safe from harm (e.g. heat, chemicals or infectious material).
- **YOU DO NOT NEED TO WEAR PPE (OTHER THAN SENSIBLE FOOTWEAR) IF YOU ARE JUST VISITING A WILDLIFE SITE BUT PPE MUST BE WORN IF YOU ARE HANDLING ANY WILDLIFE OR ANIMALS FOR WORK OR RESEARCH.**
- **FULL PPE** for dealing with potentially infectious material includes:
  - rubber boots that can be disinfected;
  - impervious coveralls (with hood) that can be fully disinfected or disposable;
  - Eye protection such as face shield, googles or safety glasses;
  - FFP2 or ideally FFP3 disposable facemask;
  - 2 pairs of disposable gloves.
- **FULL** PPE must be worn in suspected or confirmed cases of avian influenza.
- **Precautionary** PPE is to be worn in the general handling of wildlife. If there is low risk of disease you can reduce the level of PPE to wear standard surgical face-masks, one pair of gloves and washable boots and overalls.

DISPOSAL/CLEANING OF PPE:

- PPE should be removed as soon as you are leaving the bird area, i.e. do not drive home wearing PPE or directly visit another site.
- Reusable PPE that can be disinfected should be thoroughly washed down and disinfected on site or placed in a sturdy bin bag and cleaned at the soonest opportunity.
- Disposable PPE should be immediately placed in a sturdy bin bag.
- Bags should be tied or sealed and the outside thoroughly disinfected.
- Bin bags of disposable PPE should be burnt or incinerated.
- Washable PPE should be scrubbed clean and disinfected with Virkon or 3.5% bleach OR washed at 60°C.
- Thoroughly wash or disinfect your hands after removing PPE.
- **NEVER EAT, DRINK OR SMOKE WHILE WEARING PPE.**

PART B - INTRODUCTION TO HIGHLY PATHOGENIC AVIAN INFLUENZA



BASICS OF AVIAN INFLUENZA:

- Avian influenza (bird flu) is a virus that primarily causes disease in poultry and wild birds. It originated in poultry and spread to wild birds causing devastating losses. It can cause severe disease in other animals such as seals and dolphins, other scavenging mammals, livestock and pet animals. It can also affect humans.
- The current worldwide outbreak is caused by a highly pathogenic strain generally specified as H5N1. Highly pathogenic means it causes serious disease.
- Outbreaks of avian influenza have resulted in deaths of hundreds of thousands of seabirds, wildfowl and seals worldwide.
- Poultry industries worldwide have been severely impacted, with millions of poultry slaughtered to reduce the spread of the disease and protect human health.
- In 2023 avian influenza was confirmed in the Falklands and South Georgia. Its likely route of introduction was through foraging or migrating birds or vagrant birds. As there is no control over this type of disease spread, vigilance and reporting are essential.
- Avian influenza virus may also be carried by people and equipment. This is why there is enhanced biosecurity at international arrival points and requirements for biosecurity at points within the Falklands

TYPICAL SYMPTOMS OF AVIAN INFLUENZA



TYPICAL SYMPTOMS SEEN IN BIRDS AND ANIMALS:

- Sudden death.
- Neurological issues such as loss of coordination and balance.
- Trembling head and body.
- Swollen head.
- Closed and excessively watery or glazed eyes.
- Lethargy and depression, unresponsiveness, lying down, drooping wings, dragging legs.
- Twisting of the head and neck.
- Haemorrhages on shanks of the legs and under the skin of the neck.
- Respiratory distress such as gasping (mouth breathing), nasal snicking (coughing sound), sneezing, gurgling or rattling.
- Discoloured or loose watery droppings, bright mint green in some species .
- Increased respiratory secretions (lots of drooling from mouth and nose).
- Sudden milk drop, thick discoloured milk and fever reported in cattle.

- In addition, with poultry it may be possible to observe:
  - Loss of appetite or marked decrease in feed consumption.
  - Sudden increase or decrease in water consumption.
  - Fever or noticeable increase in body temperature.
  - Cessation or marked reduction in egg production or viability of eggs.

TYPICAL SYMPTOMS SEEN IN SEALS/DOLPHINS:

- A sudden and rapid increase in the number of animals found dead.
- Neurological signs such as tremors, convulsions and paralysis.
- Respiratory signs such as difficulty breathing with discharges from the nose or mouth.
- Stranded animals.
- Aborted pups.

SPREAD OF THE AVIAN INFLUENZA VIRUS:

- The avian influenza virus survives in moist, cool environments and can survive for up to 200 days in the temperature range between 4-37ºC.
- Wet boggy areas where lots of birds visit are high risk areas for spread of the virus.
- The virus spreads between birds by direct contact or by birds being in contact with faeces or respiratory secretions shed from infected birds.
- Infected birds can shed the virus for up to 30 days.
- Spread between sites can be by birds and other animals or by humans carrying the virus on boots, equipment or wheels.
- The virus can be airborne over a limited distance.
- The incubation period (i.e. how long it takes for an exposed bird to get sick) can be up to 14 days but is usually a lot shorter.
- The virus can penetrate egg shells but is not dangerous if the egg is properly cooked, however handling the eggs is a risk to human health.
- Cats that drank raw milk from affected cows developed severe and fatal neurological signs therefore avoid drinking raw milk in risk areas.



AVIAN INFLUENZA IN PEOPLE

- The few strains that have been recorded as infecting humans do not do so easily and the risk to human health during an outbreak is usually extremely low.
- However, prolonged and close contact with sick birds or animals increases your chance of contracting avian influenza, and if you do contract it you may be extremely unwell and possibly die from the virus.
- If you become unwell with respiratory symptoms after handling or being in the same area as birds or animals you must seek medical advice immediately.

DO NOT TOUCH SICK OR DEAD BIRDS OR ANIMALS – ONLY VETERINARY OFFICERS OR TRAINED PERSONNEL SHOULD SAMPLE OR HANDLE SICK OR DEAD BIRDS OR ANIMALS.

For more information and to monitor suspected and confirmed cases visit: falklands.gov.fk/agriculture/avian-influenza



FALKLAND ISLANDS GOVERNMENT RESPONSE



WHAT IS THE FALKLAND ISLANDS GOVERNMENT DOING?

- The Falkland Islands Government is constantly assessing international outbreaks and the risk to the Falkland Islands. It will keep the public informed and updated through radio, television, social media and press releases when there are suspected or confirmed cases of avian influenza.
- The Falkland Islands Government has an outbreak response prepared and mitigation measures are in place to reduce the risk of the virus being spread by people or equipment, and to protect human health.
- When there is a confirmed outbreak there will be additional actions imposed on infected areas.

WHAT IF THERE IS A SUSPECTED CASE OF AVIAN INFLUENZA?



SUSPECTED CASES:

- If there are reports of symptomatic or dead birds or animals that trigger the threshold for further investigation, the Veterinary Service may give notice that there is a suspected case at that premises or place. The FIG Veterinary Service may swab and screen birds or animals without declaring a suspected case.
- If they suspect disease is present, a Veterinary Officer may give notice to the occupier or members of the public regarding the suspected premises. Following this, after having consulted with the Senior Veterinary officer, the Director of Natural Resources might declare an area, including the suspected premises, as a Temporary Control Zone (TCZ) (this will usually be an area of 1-3km around the suspected premises). This is to protect human health and prevent the human spread of the disease if indeed it is present.
- There may be certain restrictions or requirements placed on the suspected premises and TCZ if they are declared (such as reduced and recorded movement of people, equipment and vehicles, mandatory biosecurity requirements, no unauthorised movement of some animals and animal products and contacts between some domestic and wild animals must be limited to limit risks of transmission). FIGAS and ferry services may be suspended for some days although this is unlikely now that HPAI is practically endemic in the Islands.
- These restrictions will be in place while swabs are taken from affected birds or animals. If the swabs return a negative result for avian influenza the site will be reopened as quickly as possible and restrictions lifted through a written notice.

IF A SUSPECTED PREMISES NOTICE IS ISSUED OR A TEMPORARY CONTROL ZONE IS DECLARED, RESTRICTIONS AND BIOSECURITY ACTIONS WILL BE MANDATORY UNTIL IT IS LIFTED

WHAT IF THERE IS A CONFIRMED CASE OF AVIAN INFLUENZA?

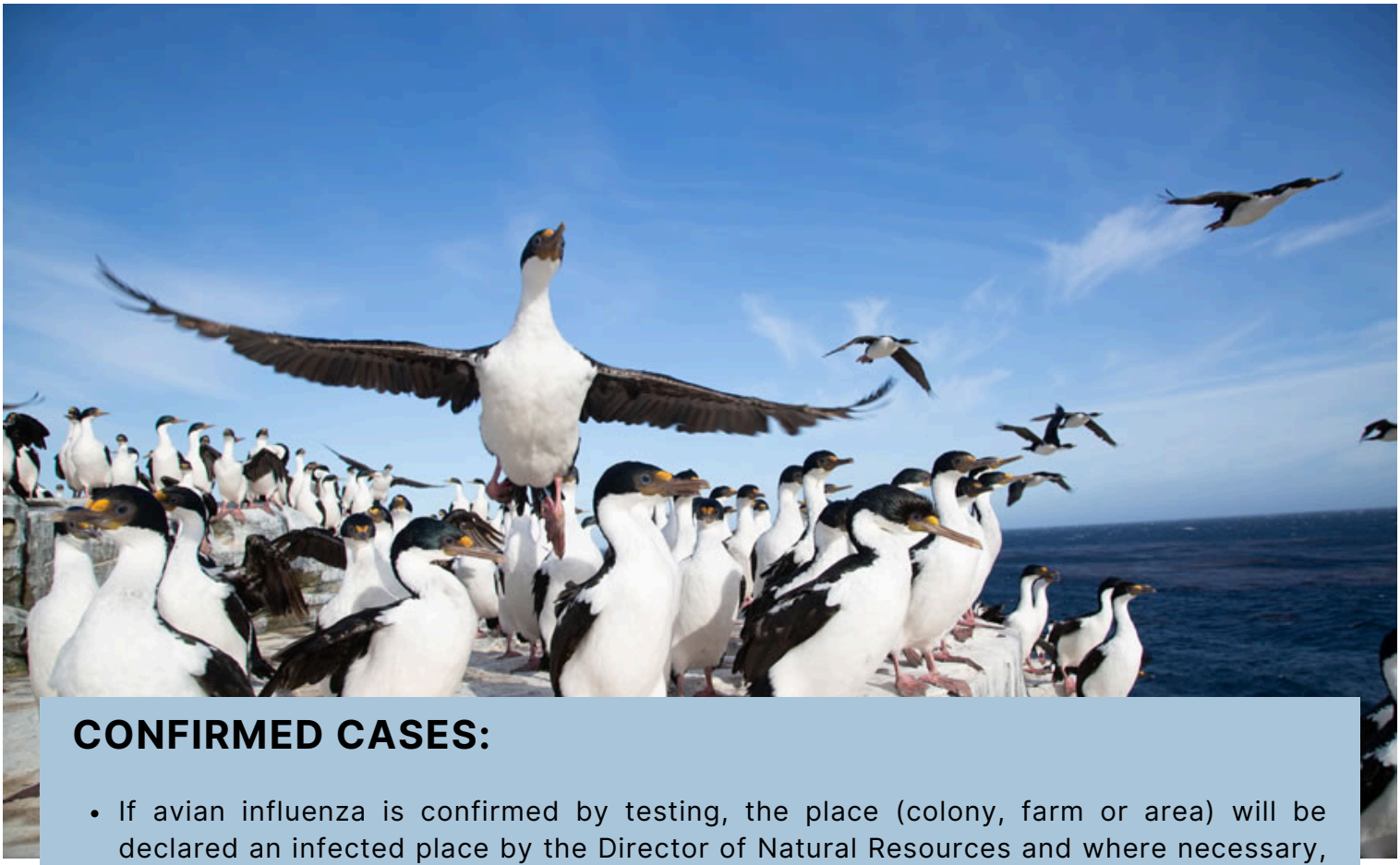

CONFIRMED CASES:

- If avian influenza is confirmed by testing, the place (colony, farm or area) will be declared an infected place by the Director of Natural Resources and where necessary, a protection zone which includes the infected place will be declared; this will be an area of 3-5km. This will be done by the Governor (Executive Council) as the requirements to contain avian influenza may cause significant disruption. Further to this, a surveillance zone may be declared for disease monitoring purposes.
- While extremely unlikely, FIGAS and ferry operations may be suspended for several days while enhanced biosecurity measures are put in place.
- In certain instances, there will be no unauthorised access to and from sites. Movements within the last 14 days might have to be traced and poultry in the protection zone will have to be strictly isolated from wild birds.
- If the confirmed case is in a poultry flock they will have to be culled to reduce the spread of the virus as much as possible (as will poultry immediately neighbouring the affected flock).
- The restrictions placed will depend on the level of response required. Level 1 responses where there are only a few dead or symptomatic birds or animals will be less restrictive than a level 3 response.
- The Falkland Islands may lose thousands of important seabirds or vulnerable species. There may be distressing sights of many dead or sick birds and you must stay away from infected sites to protect your own health.
- There might be a significant effect on the tourism industry.

IF AN INFECTED PLACE OR PROTECTION ZONE IS DECLARED, RESTRICTIONS AND BIOSECURITY ACTIONS WILL BE MANDATORY

LEGISLATION



MAIN LEGISLATION:

The **Animal Health Ordinance 1998 (as amended)** adopts, with modifications, the provisions of the UK Animal Health Act as law of the Falkland Islands. The Animal Health Act provides powers for the control of outbreaks of animal disease for the purpose of preventing the spread of the diseases. Avian influenza is a notifiable disease under the Animal Health Act. This means people are obliged, by law, to immediately report suspicions of this disease and in turn the Falkland Islands Government must report to the World Organisation for Animal Health if it is confirmed in the Falkland Islands.

The **Animal Health (Emergency Measures for Outbreaks of Infectious Diseases) Order 2022 (as amended)** gives Veterinary Officers, the Director of Natural Resources and the Governor (the administrators) power to notify that a public place or premises is a 'suspected premises' and declare certain premises, areas or public places as infected places, temporary control zones and/or protection (+/- surveillance) zones. This Order gives legal power to the administrators to specify, in the notice or declaration, the applicable restrictions and requirements which may include those relating to movement of animals or people, cleansing and disinfection. The declaration requirements and restrictions for a protection zone and surveillance zone must be approved by teh Governor (Executive Council). Existing license holders in any sector or members of the general public who are affected by the restrictions under the Order and who wish to move animals, poultry or animal products, may apply for a license under article 9 of the 2022 Order. Non-essential people may apply to move by permission from the Director of Natural Resources if there are exceptional or compelling circumstances.

The **Animal Health Matters Ordinance 2022** amends the Stanley Common Ordinance 1999 and clarifies the applicability of restrictions and requirements made under the Animal Health Act to the Stanley Common for the purpose of controlling diseases or reducing the risk to human health from any disease.

ACTIONS FOR CRUISE VESSELS



ROLE OF CRUISE SHIP PASSENGERS AND CREW:

- Shore excursion staff should be familiar with the International Association of Antarctica Tour Operator (IAATO) regulations and the specific requirements of their destinations.
- Passengers should be aware they will have to walk across biosecurity disinfection mats when leaving or returning to the ship.
- Passenger exchanges will be subject to all standard air biosecurity measures.
- Passengers disembarking for tours in the Falklands must be aware that there will be additional biosecurity measures at each destination and appropriate footwear and outdoor clothing should be worn and local biosecurity rules followed.
- You will be encouraged NOT to place day packs on the ground or sit for long periods of time near wild birds or animals.
- You should keep 5-6m away from wildlife at all times (as per the Countryside Code)
- **There may be site closures at short notice.**

IF A SUSPECT OR INFECTED PLACE, OR ZONE, IS DECLARED, RESTRICTIONS AND BIOSECURITY ACTIONS WILL BE MANDATORY

FIGAS AND AIRSTRIP OPERATORS



WHAT TO DO AS AN AIRSTRIP OPERATOR:

- Create an area near the fire hut where people have access to brushes, buckets and disinfectant footbaths. Walking across airstrips to reach foot baths is not ideal but it is lower risk as passengers should have foot dipped on departure from their previous destination.
- Ensure arriving and departing passengers clean and disinfect boots and any out-door items of equipment such as tripods, walking poles or camping equipment.
- Note if any baggage, day packs or outdoor clothing needs to be cleaned or disinfected.
- FIG has provided foot baths and disinfectant to each operational airstrip. Contact the Biosecurity Service at the Department of Agriculture if you require more disinfectant or would like advice about enhanced biosecurity measures.
- There will be a disinfectant foot mat in operation at FIGAS at all times.

IF A SUSPECTED PREMISES OR INFECTED PLACE, OR ZONE, IS DECLARED, RESTRICTIONS AND BIOSECURITY ACTIONS WILL BE MANDATORY

TOUR AGENTS AND OPERATORS



ROLE OF TOUR AGENTS:

- Ensure clients are aware of avian influenza and the biosecurity measures that are in place at each destination.
- Ensure your local operators are following biosecurity procedures.
- Ensure your local operators have equipment as required to carry out biosecurity measures.
- Ensure your operators are disinfecting between sites if multiple places are being visited in a day.
- Ensure your local operators are fully aware of the symptoms and risks of avian influenza in birds, animals and humans.

ROLE OF TOUR OPERATORS:

- Ensure passengers are starting their tour with clean boots and equipment.
- Ensure passengers use foot baths where provided.
- Carry disinfectant and boot brushes at all times so you can ensure boots are clean on re-entering your vehicle (Virkon or 3.5% bleach solution).
- Ensure passengers are not interacting with sick or dead wildlife (should remain 5-6m away).
- Report any sick or dead birds or animals, do not touch.
- Ensure your own boots and equipment are clean and disinfected before each tour.
- Be vigilant, note abnormal activity at the sites you are familiar with. Your knowledge and observations are extremely valuable.

IF A SUSPECTED PREMISES OR INFECTED PLACE, OR ZONE, IS DECLARED, RESTRICTIONS AND BIOSECURITY ACTIONS WILL BE MANDATORY

LANDOWNERS, FARMERS AND FARM TOURS



ROLE OF LANDOWNERS, FARMERS AND FARM TOURS

- Ensure guest accommodation has boot cleaning and disinfection stations.
- Ensure leaflets provided by the Biosecurity Service about avian influenza and boot cleaning are available for information.
- Lead by example and ensure boots, clothing and equipment used for guided tours or farm work are clean and disinfected.
- Ensure that your guests have clean boots and equipment before starting a tour or going near wildlife areas. Take mobile cleaning and disinfection kits with you if you are visiting wildlife areas on your tours or during normal farming operations. Brush off and spray/dip boots and equipment between sites.
- Take the time to observe wildlife areas for unusual symptoms or dead birds and animals before approaching.
- Check on colonies or sites on your land periodically if you do not do tours.
- Ensure visitors are not interacting closely with wildlife (this is not just for disease purposes). People should keep 5-6m from wildlife at all times (as per the Countryside Code).
- Do not allow visitors to touch sick or dead birds. Note and report them.
- Be vigilant, note abnormal activity at the sites you are familiar with. Your knowledge and observations are extremely valuable.
- Unusual sightings of dead or sick birds or animals around farmhouses or settlements should be reported immediately.
- Do not move or touch the sick or dead birds or suspect animals without seeking advice from the Veterinary Service.

IF A SUSPECTED PREMISES OR INFECTED PLACE, OR ZONE, IS DECLARED, RESTRICTIONS AND BIOSECURITY ACTIONS WILL BE MANDATORY

LANDOWNERS, FARMERS AND LIVESTOCK



ROLE OF STOCKMEN AND FARMERS

- Cattle and goats in USA have been confirmed as having avian influenza.
- Clinical signs in dairy cattle include reduced feed intake, milk drop, thick discoloured milk, fever, mild nasal discharge, slow rumination and sticky dry faeces. Goat kids showed severe neurological signs.
- Be vigilant and report any unusual symptoms in pets and livestock as well as wildlife.
- Cattle appear to recover within 7-14 days. Cattle do not appear to be overtly unwell if they have HPAI but remember they can still spread the virus to poultry or to you! Therefore, sensible biosecurity and personal hygiene is recommended.
- Reduce livestock interaction with poultry and wild birds as much as possible. Use temporary fencing to prevent grazing close to wildlife colonies, keep water and feed troughs clear of bird droppings, keep poultry on farm restricted and separate from wild birds and livestock, reduce sharing of natural water sources as much as possible. Use separate clothing to care for poultry and other livestock.
- Do not drink raw milk from any cattle that appear unwell or if HPAI is confirmed in your area.
- Heating/cooking milk, meat and eggs to 71ºC will destroy any virus but no product should be consumed from KNOWN infected animals.
- If there is a suspect or confirmed case in your livestock you will need to isolate the affected mob, not move livestock on or off the farm for two weeks or until testing negative, stop shearing affected sheep, stop milking affected cows and not kill affected mobs for home consumption until testing negative.

IF A SUSPECTED PREMISES OR INFECTED PLACE, OR ZONE, IS DECLARED, RESTRICTIONS AND BIOSECURITY ACTIONS WILL BE MANDATORY

HOTELS, LODGES AND SELF-CATERING ACCOMMODATION



ROLE OF HOTELS AND LODGES IN STANLEY AND IN CAMP:

- Ensure guest accommodation has boot cleaning and disinfection stations. Be amenable to allowing laundry to be done at 60°C.
- Ensure leaflets provided by the Biosecurity Service about avian influenza and boot cleaning are available for information.
- Lead by example and ensure boots, clothing and equipment used for guided tours are cleaned and disinfected.
- Ensure that your guests have clean boots and equipment before starting a tour or going near wildlife areas. Take mobile cleaning and disinfection kits with you if you are visiting wildlife areas on your tours. Brush off and spray/dip boots and equipment between sites.
- Take the time to observe wildlife sites for unusual symptoms or dead birds or animals before letting guests approach.
- Recently, cattle in USA have been confirmed as having and spreading avian influenza; therefore be vigilant and report any unusual symptoms in pets and livestock as well as wildlife. Do not drink raw milk from any cattle that appear unwell.
- Ensure visitors are not interacting closely with wildlife (this is not just for disease purposes). People should keep 5-6m from wildlife at all times (as per the Countryside Code).
- Do not allow visitors to touch sick or dead birds or animals. Note and report them.
- Be vigilant, note abnormal activity at the sites you are familiar with. Your knowledge and observations are extremely valuable.
- Unusual sightings of dead or sick birds or animals around settlements should be reported immediately. Do not move or touch them without seeking advice from the Veterinary Service.

IF A SUSPECTED PREMISES OR INFECTED PLACE, OR ZONE, IS DECLARED, RESTRICTIONS AND BIOSECURITY ACTIONS WILL BE MANDATORY

POULTRY OWNERS



ROLE OF POULTRY OWNERS:

- Keep poultry in enclosed runs so there is no mixing with wild birds i.e. small mesh or netting on fences.
- Consider a solid roof to the run so wild bird faeces cannot be dropped into the poultry area, especially on to food or water.
- Ensure wild birds do not have access to poultry food or water.
- Use dedicated boots and outer clothing for feeding poultry. This is especially important if you also visit wild bird sites (even if there is not yet any avian influenza suspected).
- Consider using a footbath at the entrance to the poultry run.

IF YOU SEE SIGNS OF AVIAN INFLUENZA IN YOUR POULTRY:

- Report your observations to the Veterinary Service immediately.
- Do not touch the birds or collect eggs.
- Do not pick up any dead or sick birds.
- Ensure all clothing, boots and equipment is cleaned and sanitised.
- Do not travel to or enter another bird colony or poultry flock until you have fully cleaned or changed all clothing.

POULTRY OWNERS

IF THERE IS A SUSPECT OR CONFIRMED AVIAN INFLUENZA OUTBREAK:

- It will be mandatory to keep poultry separate from wild birds in the temporary control zone or protection zone.
- If the confirmed outbreak is in a poultry flock, the flock will have to be culled, as will those directly next door or within a specified zone (Stanley and settlements). This is because poultry spread the virus very easily so stamping out the disease is important.
- Movement restrictions of birds and eggs will apply in the control or protection zone and must be complied with.
- Properly cooked eggs and poultry products are safe to eat but egg collection will be prohibited from a suspected or confirmed flock due to the risk to human health while collecting the eggs.

RISK TO PEOPLE WHO HAVE POULTRY:

- Avian influenza does not readily affect humans but if you do contract it, it is likely that you will be severely ill.
- Prolonged and close contact with poultry increases the chance of humans getting the disease which is why you are told not to handle sick or dead birds.



RECREATIONAL EGGING AND SHOOTING

COLLECTING EGGS

- HPAI can be passed from bird to egg. Thoroughly cooked eggs will be safe to eat however prolonged and close contact with infected birds and animals increases the chance of humans catching avian influenza, therefore interacting with birds to collect eggs is a risk activity.
- In areas with declared outbreaks collecting eggs that would otherwise be unrestricted will be prohibited.
- If you are egging in areas that are NOT under Declaration or restrictions; monitor surroundings for any sick or dead birds of any species and do not collect eggs but report your findings if you see any.
- If all birds appear healthy, remember they may still be carrying HPAI without showing symptoms. Wear gloves (and a mask if you are vulnerable to infection), use a boot spray when leaving the area and wash hands well after handling eggs at home.
- For the sake of population protection it is unlikely that FIG will issue licences to collect eggs of protected species this season.

SHOOTING

- In areas with declared outbreaks recreational hunting that would otherwise be unrestricted will be prohibited.
- If you are shooting in areas that are NOT under Declaration or restrictions; monitor surroundings for any sick or dead birds of any species and do not harvest carcasses but report your findings if you see any.
- If all birds appear healthy, remember they may still be carrying HPAI without showing symptoms. Wear gloves (and a mask if you are vulnerable to infection), use a boot spray when leaving the area and wash hands well after handling carcasses..



FISHERIES SCIENTISTS AND FISHING OPERATIONS



ROLE OF CREW & OBSERVERS IN RELATION TO BY-CATCH BIRDS:

- Crew or observers must wear precautionary PPE (see page 7) to handle birds or marine mammals found on deck.
- General post-mortem examinations must be performed on board and carcasses disposed of at sea or incinerated. Full PPE should be worn for post-mortem examinations.
- If it is considered essential for carcasses to be brought ashore prior approval should be sought from the Veterinary Service and should be double bagged and the outer bags sprayed thoroughly with disinfectant (Virkon or 3.5% bleach solution). Approval will be considered on a case-by-case basis and will be based on current outbreaks and risk.

ROLE OF CREW & OBSERVERS IN RELATION TO BIRD STRIKES:

- Birds that would normally be nursed and released should not be retained on board, they should be released to the sea immediately.
- Crew or observers handling the birds should wear precautionary PPE.

FISHERIES SCIENTISTS AND FISHING OPERATIONS

ROLE OF CREW & OBSERVERS WHEN THERE IS A SUSPECTED OR CONFIRMED CASE

- Birds or marine mammals found dead in any number at sea or showing any symptoms of avian influenza should be reported to the veterinary service immediately.
- Observers or scientists may be asked to swab suspect birds or mammals for HPAI and should follow instructions carefully and wear full PPE.
- Research directly related to population monitoring or avian influenza dynamics can occur, but full PPE must be worn (see page 7).
- NO birds or carcasses should be brought ashore without prior approval of the veterinary service.

IF A SUSPECTED PREMISES OR INFECTED PLACE, OR ZONE, IS DECLARED, RESTRICTIONS AND BIOSECURITY ACTIONS WILL BE MANDATORY



RESEARCHERS AND OTHER LICENCE HOLDERS



ROLE OF RESEARCHERS AND OTHER LICENCE HOLDERS (WHILE THERE ARE NO SUSPECTED OR CONFIRMED CASES):

- Read your research/egging/shooting licence carefully and be aware of conditions attached to it.
- Appropriate PPE must be worn and cleaning and disinfecting measures applied (see pages 3 and 7).
- If clothing or equipment cannot be adequately cleaned (disinfected or washed at 60°C), it should not be brought to the Falkland Islands or used in the field when conducting research or other activities.
- Thoroughly clean boots, equipment and outer clothing every time you enter or leave your research or licensed site.
- Before entering your research or licensed site quietly observe the birds for 5-10 minutes. If there are increased deaths or signs of avian influenza do not enter, report and wait for instructions.
- Do not sit on the ground for prolonged periods and minimise equipment bought onto the site.
- Consider having a location to store equipment external to the wild bird site / research site. Additional clothing, emergency equipment, food, water and items not required for the field research should be kept outside the wild bird site. A distance of 100 metres would be recommended. This will reduce risk of transfer of faecal material to equipment.

RESEARCHERS AND OTHER LICENCE HOLDERS

- Wear precautionary PPE (page 7) to handle birds.
- Do not move between research sites without thorough cleaning in between.
- Avoid mixing with poultry flocks. Ensure you use completely different boots and clothing if you have to.

ROLE OF RESEARCHERS & LICENSE HOLDERS IF THERE IS A SUSPECTED OR CONFIRMED OUTBREAK:

- Research activities and certain licensed activities in suspected premises may be stopped while results of tests are received.
- If there is a confirmed case and a declaration is made for an infected place or protection zone, all researchers and license holders operating within these areas must comply with any restrictions or requirements specified for such areas in the declaration.
- Restrictions and requirements will depend on the level of response declared. For example, in some cases research may continue but researchers should consider if other (non-suspect) sites can be used instead. Regardless, researchers should always move from known 'clean' sites to the 'dirty' sites. In level 3 responses, any research that involves handling animals or birds that is not directly related to avian influenza dynamics or animal or bird population monitoring must stop while the declaration is in place. Research that is permissible must be carried out wearing full PPE (see Page 7). Research that does not involve direct contact with animals may be allowed to continue as long as strict biosecurity measures are adhered to – researchers will be advised by FIG on a case-by-case basis.
- Please be aware each declaration may have different requirements/restrictions depending on the site and animals affected.
- Licenses for egging will likely be suspended as this would be high risk to human health.
- If you are a researcher you may be asked to carry out distance observational studies on the birds or colony.

IF A SUSPECTED PREMISES OR INFECTED PLACE, OR ZONE, IS DECLARED, RESTRICTIONS AND BIOSECURITY ACTIONS WILL BE MANDATORY

MERCHANT VESSELS



ROLE OF MERCHANT VESSELS IN RELATION TO BIRDS:

- Crew handling any birds (bird strikes or sick birds) should wear precautionary PPE (see page 7).
- Bird strike victims that would normally be nursed and released should not be retained on board, they should be released to the sea immediately.
- Sick or dead birds should be returned to sea and nursing or euthanasia should not be attempted.
- Birds or marine mammals seen dead in any number at sea or showing any symptoms of avian influenza should be reported.

ROLE OF MERCHANT VESSELS IN RELATION TO GENERAL OPERATIONS:

- Ensure boots are disinfected on departure from previous ports and before disembarking in the port of Stanley.

IF A SUSPECTED PREMISES OR INFECTED PLACE, OR ZONE, IS DECLARED, RESTRICTIONS AND BIOSECURITY ACTIONS WILL BE MANDATORY

YACHTS AND PRIVATE VESSELS



ROLE OF YACHTS AND PRIVATE VESSELS IN RELATION TO BIRDS:

- Crew handling any birds or marine mammals should wear precautionary PPE.
- Bird strike victims that would normally be nursed and released should not be retained on board, they should be released to the sea immediately.
- Sick or dead birds or marine mammals should be returned to sea and nursing or euthanasia should not be attempted.
- Birds or marine mammals seen dead in any number at sea or showing any symptoms of avian influenza should be reported.

ROLE OF YACHTS AND PRIVATE VESSEL OWNERS WHEN GOING ASHORE:

All yacht crew and visitors should note the following when planning a shore excursion:

- You must have provision on board to clean and disinfect boots and equipment.
- Foot baths will be available to you in Stanley however you must use your own equipment if going ashore elsewhere as foot-baths may not be accessible.
- Boots and equipment must be cleaned and disinfected (Virkon or 3.5% bleach) every time you go ashore and then again when leaving a site. Rinsing well in seawater is a good way to mechanically clean boots.

YACHTS AND PRIVATE VESSELS

ROLE OF YACHTS AND PRIVATE VESSEL OWNERS BEFORE LANDING/ENTERING A WILDLIFE SITE:

- Conduct an observation period for at least 5-10 minutes prior to entering an area with high seabird or marine mammal densities.
- Although some mortality is natural, especially of juveniles, you should note and report if there are unusually high levels of mortality or birds or animals exhibiting any of the common signs of avian influenza.

ROLE OF YACHTS AND PRIVATE VESSEL OWNERS IF THERE IS SUSPECTED OR CONFIRMED CASE:

IF A SUSPECTED PREMISES OR INFECTED PLACE, OR ZONE, IS DECLARED, RESTRICTIONS AND BIOSECURITY ACTIONS WILL BE MANDATORY

SITES MAY BE CLOSED

